





TF252-38

NO.	ITEM	DESCRIPTION	QTY.
1		M8x40	14 pcs
2		Ø8	14 pcs
3		Ø8	14 pcs
4		M6	1 pc

1. Pull out 2 side drawers
2. Place the top upside down on a protected surface. Attach the Legs frame to the top using bolt (1), washers (2) and (3). Check all screw are fully tightened.
3. Re-install drawers.
4. Assembly is complete.

