





ASSEMBLY INSTRUCTIONS

LL701 - Folk Storage Bench

| NO. | ITEM | DESCRIPTION | QTY. |
|-----|-----------------------------------------------------------------------------------|------------------|-------|
| 1 |  | Bolt M8x40 | 9 pcs |
| 2 |  | Flat washer Ø8 | 9 pcs |
| 3 |  | Spring washer Ø8 | 9 pcs |
| 4 |  | Allen key | 1 pc |

Step 1.

- Open the seat compartment lid
 - Install the backrest for the chair.
 - Install back panel into box by using Bolt (1), flat washer (2), spring washers (3) and Wrench (4).
- Fully tightened all bolts.

