



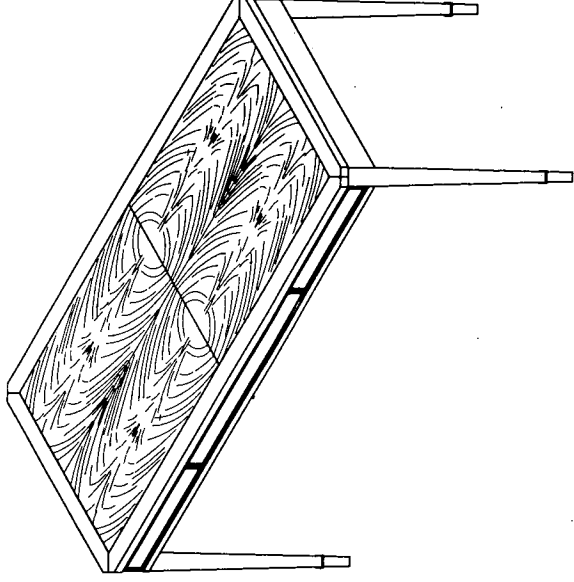


ASSEMBLY INSTRUCTIONS

2505-43 Livingston Writing Table

NO.	ITEM	DESCRIPTION	QTY.
1		M8x50	12 pcs
2		Ø8	12 pcs
3		Ø8	12 pcs
4		M6	1 pc



1. Remove drawers.
2. Install the leg frames into the table top by using bolts (1), washers (2) & (3) and allen key (4). Fully tighten all bolts.
3. Install the drawers back.

